

## Brava!® Desktop

View | Collaborate | Redact | Publish

Brava!® Desktop is a Windows-based, desktop application that makes it easy to view, collaborate, redact and publish virtually any file, including office and PDF documents, CAD drawings and image files like TIFF, GIF and JPG. It eliminates the need to install the native application on every user's desktop, instead allowing users to safely interact with documents and drawings without altering the original file.

Brava boasts an easy-to-use interface, helping users get what they need quickly. It is also completely customizable and easy to embed into larger solutions. Ideal for deployments to individuals and small to medium-sized departments, Brava Desktop is available with standalone and network licensing and in multiple format/feature configurations.

## Key Features and Benefits

### Browser-Based Viewing and Annotation

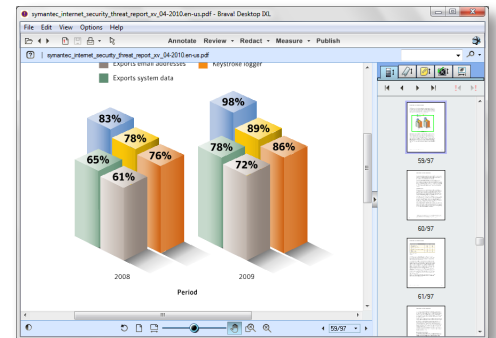
Brava offers a modern interface for viewing and annotating hundreds of file formats, making user adoption easy and training virtually unnecessary. The menus are broken out by function, making it more intuitive to end-users, and the interface can easily be re-skinned to suite any working environment. Brava provides industry-leading speed and fidelity for viewing and printing functions.

Changemarks® allow users to add comments to a document or drawing. And now with threaded discussions, groups of users can more easily collaborate and share comments. The tool lets users reply to each other and accept or reject comments—recording a complete audit trail of both the discussion and the outcome.

### Advanced Stamping, Watermarks and Banners

Brava's stamp features allow users to add stock stamps to documents like APPROVED, REJECTED and CANCELLED, or to create custom stamps. Bi-directional dynamic stamps allow organizations to create custom stamps that can pull or push metadata from an integrated database.

Not only does Brava allow you to control who can view and print documents, it allows you to force watermarks and banners to display for onscreen views and/or printed documents. These can contain information like user, date and even the IP address or host name of the user's machine. It can also include metadata and attributes from a database.



	Management Fee	Other Fees and Expenses	Operating Expenses	Finance Expenses	Overhead Expenses
Janus Smart Portfolio - Growth	0.05%	0.21%	0.82%	1.06%	0.01%
Janus Smart Portfolio - Mid-Cap	0.05%	0.18%	0.80%	1.04%	0.01%
Janus Smart Portfolio - Conservative	0.05%	0.20%	0.78%	1.04%	0.01%

(1) All expenses are shown without the effect of expense offset arrangements. Such arrangements, which result in a net reduction of expenses, are not shown. For more information on such arrangements, consult the prospectus for the applicable fund.

(2) Each Portfolio may charge a fee to cover the cost of tendering shares for redemption, and your bank may charge an additional fee to receive the proceeds of your redemption. Please refer to the Prospectus for more information.

(3) A Portfolio which incurs or exchanges certain securities may be required to hold for 90 days or less, may be subject to an underlying fund's lock-up period.

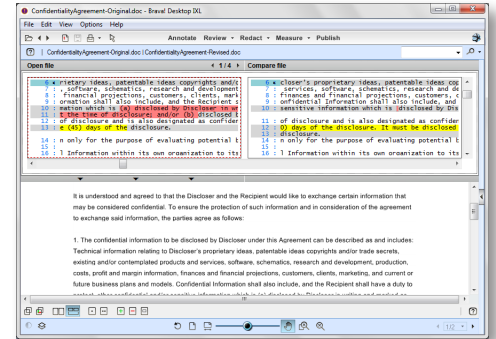
(4) The "Management Fee" is the investment management fee paid by each Portfolio to Janus Capital Management, L.P. ("Janus Capital Management"), which is a subsidiary of Janus Capital Group, L.P. ("Janus Capital Group"). The expense ratios shown in the Financial Highlights tables do not include Acquired Fund Fees and Expenses, which typically correlate to the Total Annual Fund Operating Expenses shown in the table.

(5) Annual Fund Operating Expenses include both with and without contractual expense waivers by Janus Capital Management, which is normally agreed to waive each Portfolio's total operating expenses (excluding the expense of an underlying fund (acquired fund fees and expenses), brokerage commissions, transfer agent fees, and extraordinary expenses) to certain limits until at least March 31, 2010. The expense ratios shown reflect the application of such limits. The expense limits are set forth in the "Management Expense" section of the Prospectus. For a period following the termination of the expense waiver, the expense ratios shown in the Financial Highlights tables may increase. Janus Capital Management may also waive each Portfolio's fees and expenses generally waived or substituted if the Portfolio's expense ratio, including accrued expenses, falls below the respective expense limit.

## Key Features and Benefits (continued)

### Brava Compare

Compare different versions of a document or drawing with Brava's built-in comparison tool—useful for comparing drawing and document revisions/versions and faxed versus signed contracts. Brava offers pixel-to-pixel and text comparison modes so users can choose the view best suited to their file type. Comparison views can also include annotations for easy change verifications, ensuring no changes are left unincorporated.

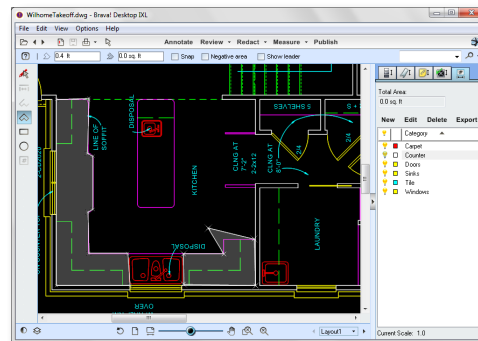


### Intelligent Redaction Tools

Brava's redaction tools allow removal of sensitive information from documents, drawings and images, either automatically with intelligent pattern matching and text search or manually with area selection tools. Brava offers a redaction draft mode to accommodate review cycles; the ability to redact full-pages rather than just selected areas; a filter capability to find redactions without reason codes (to address Freedom of Information requirements); and the ability to do partial redactions, useful for redacting all but the last four digits of a credit card or bank account number.

### Working with CAD Files

Changemarks step reviewers through every comment, ensuring nothing is missed. This feature is particularly important for large drawings and multi-page files. With CAD files, vector data is not converted to pixels (rasterized), thus maintaining the integrity and fidelity of the drawing. Brava's compare feature allows users to easily view at-a-glance any modifications that have been made to a drawing.



A take-off count allows users to count items on drawings such as doors and windows and aggregate areas for flooring or other materials for purchasing decisions. Users can create separate profiles for each count using different colors, and then create a report in a spreadsheet format.



**Informative Graphics Corp.**  
 4835 E. Cactus Road Suite 445  
 Scottsdale, Arizona 85254-3546  
 o 602.971.6061 | f 602.971.1714  
 www.infograph.com

© Copyright 2011 Informative Graphics Corporation. Informative Graphics and Brava are registered trademarks of Informative Graphics Corporation. All other company and product names are the property of their respective owners. BR7-BDT-11-9-11